

Select-A-Shield™ RF EM Shielding Tabletop Enclosures



HIGH PERFORMING TABLETOP ENCLOSURES ARE LIGHTWEIGHT, EASY TO TRANSPORT

Control Radio Frequency, RF, and Electromagnetic, EM, interference by using Select-A-Shield™ RF EM portable tabletop enclosures. Select Fabricators, Inc. offers updated features that improve efficiency in a smaller package without sacrificing effectiveness.

Portable and more cost effective than rigid metal boxes, Select-A-Shield tabletop enclosures deliver maximum isolation plus

they are easy-to-assemble, easy to move, and easy to store for optimum versatility.


Independent testing to IEEE® 299 of a complete assembled walk-in tent system including installed components resulted in a minimum signal attenuation of -85.7 dB over a range of frequencies from 400 MHz to 18 GHz when measuring through the wall at multiple locations in the tent.



Copyright 2014 Select Fabricators, Inc.


ENHANCED PERFORMANCE

Exclusive, single door, patented (US Pat. No. 9,029,714), features a double magnet strip closure to deliver maximum isolation. Reduces RFI / EMI leakage for enhanced performance.



INTEGRATED FILTER PLATE

Choose from an integrated I/O filter plate with standard or high attenuation power filters. Provides a power line and optional filtering for Ethernet and USB. Custom multiple filter and connector options are also available.



PORTABLE AND EFFECTIVE

Enclosure Construction Shielding Effectiveness:

Double Layer Enclosure*

Tested with filter box using standard performance AC line filter, no vestibule.

SE: -78 dB average from 150 kHz to 18 GHz

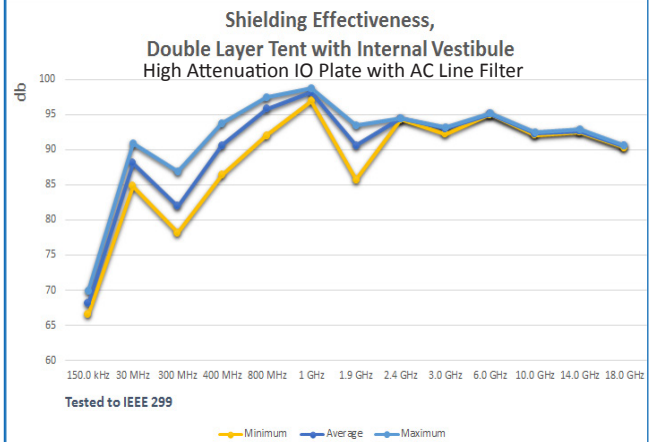
Single Layer Enclosure *

Tested with filter box using standard performance AC line filter, no vestibule.

SE: -66 dB average from 150 kHz to 18 GHz



Minimum at 1 GHz*



* Testing completed on room size walk-in tents.

Industries Served	Technology Sectors
Commercial Wireless	Wireless Device Testing
Industrial Wireless	802.11a/b/g/n Commercial – Enterprise, WLAN, WiFi
Automotive	3G, 4G, LTE, Cellular, Bluetooth, Zigbee, Mesh
Aerospace & Defense	LF / UHF RFID
Cellular Forensics	Secure Communications / SCIF
Computer Forensics	Satellite Communications
Homeland Security	EMC Pre-compliance
Law Enforcement	Medical Equipment Shielding
Military	



SelectUs@select-fabricators.com
www.select-fabricators.com

Select-A-Shield™ Tabletop Enclosures



Integrated Fan




Ventilation provided by optional RF Shielded honeycomb vents and fan. The unit is specifically designed to provide air circulation while suppressing unwanted RFI / EMI interference.

SERIES 500 Frame



Round, heavy-duty aluminum frame. The easy “socket connection principle” of the internal tension system reduces construction assembly work to a minimum. A connection is established effortlessly by simply tightening a clamping screw.

SERIES 600 Frame



Square, heavy-duty aluminum frame. No drilling required. Reduced assembly time with positive button hole locking connection.

OPTIONS

- Ventilation: two RF Shielded Honeycomb Vents and Fan
- LED String Lighting
- Viewing Windows - RF Shielded
- Cable Sleeve
- Filter Plate with any of the following:
 - Bulkhead and Signal Connectors
 - Data and Signal Filter Connectors
 - DB 9 - USB
 - DB 15 - Ethernet
 - DB 25
 - Power – AC/DC
 - AC: 90-480 volts up to 100 amps
 - DC: 0-100 volts up to 20 amps

FEATURES

Select-A-Shield RF EMI Tabletop Enclosures are ideal for smaller applications or confined areas. Each features:

- Single or Double wall RF/EMI shielding enclosure
- Two heavy-duty aluminum frame styles (Series 500 or Series 600) with an adjustable strap attachment system
- Standard Size Range: 24” x 24” x 24” to 48” x 48” x 48” (61cm x 61cm x 61cm to 121.9cm x 121.9cm x 121.9cm)
- Constructed with US - made, RoHS compliant, durable, lightweight silver/copper/nickel fabric
- Floor design is conductive fabric between two layers of heavy duty tarp
- Lightweight for easy, lower cost shipping, transport and storage
- Selection of filter plates: high attenuation or standard power filtering
- Storage bag

STANDARD SPECIFICATIONS

Frame Style	Enclosure Size			Enclosure Configuration
	Length (inches)	Width (inches)	Height (inches)	
Series 500 or Series 600	24”	24”	24”	Single or Double Wall
Series 500 or Series 600	36”	36”	36”	Single or Double Wall
Series 500 or Series 600	48”	48”	48”	Single or Double Wall
Series 500 or Series 600	36”	24”	24”	Single or Double Wall
Series 500 or Series 600	48”	24”	24”	Single or Double Wall

Custom sizes are available. Contact us with your requirements.



Select Fabricators Inc.
 5310 North Street, Building #5 • PO Box 119
 Canandaigua, NY USA 14424
 P: +1 585.393.0650 or 888.599.6113 • F: +1 585.393.1378
 E: SelectUs@select-fabricators.com • W: www.select-fabricators.com